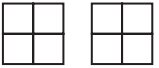

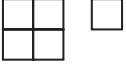


- 1 The pictogram shows information about the number of video games sold in a shop on Monday, on Tuesday and on Wednesday.

Monday	
Tuesday	
Wednesday	
Thursday	
Friday	

Key:

 represents 8 video games

- (a) How many video games were sold on Monday?

.....
(1)

More video games were sold on Tuesday than on Wednesday.

- (b) How many more?

.....
(2)

On Thursday and Friday, a total of 32 video games were sold in the shop.

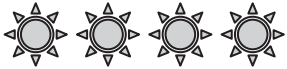
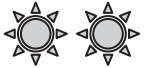
$\frac{1}{4}$ of these 32 video games were sold in the shop on Thursday.

- (c) Complete the pictogram for Thursday and Friday.

(3)

(Total for Question 1 is 6 marks)

- 2 The pictogram gives information about the number of hours of sunshine on a Saturday and on a Sunday.

Saturday	
Sunday	

Key:  represents 2 hours of sunshine

Work out the number of hours of sunshine on Saturday.

..... hours

(Total for Question 2 is 1 mark)
